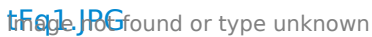
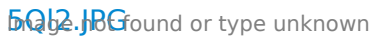


# Como conectar criar uma outra conta no Social Autopost

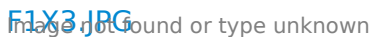
1. No menu lateral, clique em "Contas";

Image not found or type unknown

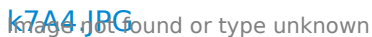
2. Irá entrar nessa página. Clique em "Nova conta";

Image not found or type unknown


3. Irá aparecer três opções: Facebook, Twitter e LinkedIn. Escolha uma delas;

Image not found or type unknown

4. Vou conectar uma nova conta do Facebook. Clique aqui;

Image not found or type unknown

5. Uma janela irá aparecer informando que uma conta já está conectada. Porém, tem a opção de utilizar uma outra conta;

Image not found or type unknown

---

Revision #1

Created Thu, Aug 26, 2021 2:48 AM

Updated Thu, Aug 26, 2021 2:53 AM